



‘Bridging the Gap’
Getting Ready for Year 12!

6 FORM
GROW
SUCCEED
ASPIRE

George Spencer Academy Sixth Form

Me at 21

1. Now you're 21 what would you like your friends to **say** about you?
2. What **qualities** would you like your **colleagues** (people you work with) to **admire** about you work ethic, punctuality etc.)?
3. Where do you see yourself **living**?
4. What kind of **work** do you see yourself doing (with people, outside, office etc.)?
5. What would you liked to have **achieved** by 21?
6. Are there any **subjects** that you studied at school that you still use?
7. **Who** do you aspire to be **like** and **why**?
8. What do you still want to do?



Results Day (23/8/18) and Transition Work

Congratulations on finishing your examinations! There are 5 steps for your start in Year 12 – make sure to complete all of them!

Next steps

1. **Pick up your results 23rd August** – Make sure to come in to collect your results! Once you have collected them go to one of the sign up desks in the hall where the Sixth Form Team will be waiting. Let them know your choices! If you are not able to pick up your results/are away please contact us by email to confirm that you want to accept your place. gssixthform@george-spencer.notts.sch.uk
2. **Prior to starting Sixth Form, you will need to complete the transition tasks for your chosen subjects and the STEP UP to Sixth Form Essential Skills transition work.** The transition tasks are available by following the link <https://sites.google.com/george-spencer.notts.sch.uk/studenthub/6th-form-hub>
3. **Subject and Step Up to Sixth Form transition work** must be handed in at the Sixth Form Resource Centre by 3.20pm on **Tuesday 4th September(Inset Day)**. Transition tasks **must** be completed in order for you to begin studying your chosen subject/s. If you are not able to access the work, you should let us know as soon as possible.
4. **You should report to the Sixth Form Resource Centre on Tuesday 4th September** between 10.00 and 14.00 to collect a copy of your timetable. This is so you can check that the correct subjects are on there, and that any issues can be addressed. These will be ironed out so you will have your finalised timetable before lessons begin on Thursday 6th September.
5. **Wednesday 5th September – Induction Day** You will be required to come in at 9.00am this will be an opportunity for you to get to know members of your form along with your Learning Manager. The rest of the day will be an introduction to Sixth Form Life and a chance to get ready for Post 16 study!
6. **Thursday 6th September – lessons start!** You will be with your Learning Manager at 8.50am this will be for registration. Lessons will start at 9.15am.

If you have any further questions about joining George Spencer Sixth Form, then please get in touch. Email is the best option: gssixthform@george-spencer.notts.sch.uk.

Dress Code for September 2018

Required

- Plain black, navy, grey smart skirt/dress which should be knee length (no denim, jeans style or canvas). The material should either be plain or with a discreet pattern/pinstripe
- Plain black, navy, grey smart trousers (no denim, jeans style or canvas). The material should either be plain or with a discreet pattern/pinstripe.
- Formal collared shirt/blouse. It can be plain or have a discreet pattern/pinstripe.
- Formal shoes. Low/medium heeled shoes in black, brown or navy blue. This means proper shoes. On health and safety grounds, backless shoes are not permitted. Trainers, plimsolls or shoes with crepe or other non-matching coloured soles are **not** permitted.

Optional (You may also choose to wear the following in addition to the above)

- Tie
- Smart knitted jumper or cardigan
- Suit style jacket (black, navy, grey)
- Outdoor coats (no denim, leather or 'hoodie' style)

Additional Guidance

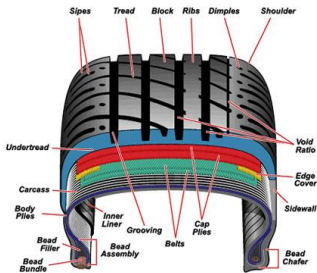
- Any items made in denim are **not** permitted.
- Sweatshirts and hooded tops are **not** permitted.
- T-Shirts/Polo Shirts are **not** permitted.





What is the Extended Project

Qualification?



Projects are student-driven qualifications, you are given the freedom to work on projects that you are interested in. When completing a project qualification, you follow a clearly structured process:



You plan in detail,
You research *your* topic
You create a product.

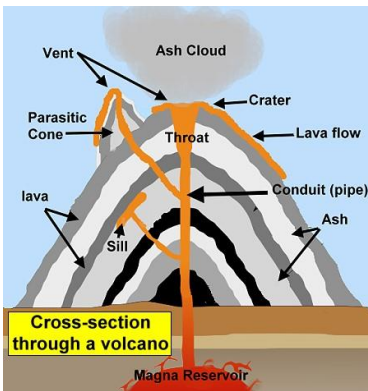


The product can be :

- a research-based written report (5000 words)
 - an artefact* (eg a piece of art, a computer game, a realised design).
- *supported by a written report (1500 words).

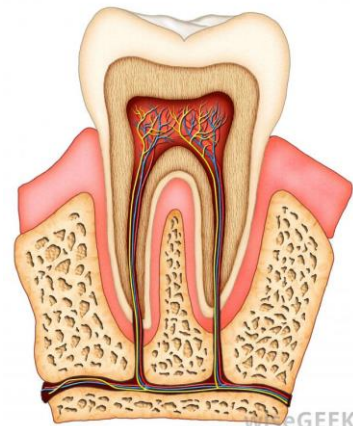


Your work and your research is recorded in a Production Log and, finally, you deliver a presentation.



During the process, you develop **as independent, reflective learners** and **acquire knowledge** and **transferable skills** that are invaluable for further study and the workplace.

Students are assessed on their project and also (just as importantly) on the process itself.



EPQ is worth half an A Level in UCAS points

You will have timetabled sessions and your own supervisor who will guide you through the project process.